

CLATSKANIE PEOPLE'S UTILITY DISTRICT



2015 CALENDAR & ANNUAL REPORT

CLATSKANIE PEOPLE'S UTILITY DISTRICT EMPLOYEES



Front Row: Melissa Korsmo, Lynn Donner, Mark Woodruff, Barb Haas, Karen Nelson, Janet Willey (Board), Sarah Rossi, Kimberly Clark, Tom Brittain, Teresa Gillespie, Debbie Throop, Ramin Shulda, Brandon Wing, Charlie O'Hare, John Dibble, Murray Miller

Back Row: Marc Farmer, Brian Fawcett, Susan Prechtel, Steve Bowe, Darin Welter, Lonnie Marcum, Jim Bell, Braden Lever, Michael Moravec, Brian Taylor, Paulette Gamroth, Paul Dockery, Josh Tallman, Eric Hiaasen, Cary Gray, Ian Bledsoe, Kerry Kallunki, Brad Hubbard



Dear Customers

We considered changing the calendar from a historical one to a photo contest featuring our local customers' pictures. The response we received was strongly in support of our continuing to produce a calendar featuring historical photos of the area we serve. We are pleased to hear our calendars are so popular and enjoyed by our customers—and even family and friends they share them with. We listened, and are proud to provide you with this year's calendar. We hope you enjoy the photos and are informed by our annual report featured inside.

We offer our gratitude and appreciation to Debbie Hazen and The Clatskanie Historical Society for their support and use of their photos. Their help is invaluable to the success of our calendar. We also thank Randy Larson, who took the photo on the cover, and two staff members, Debbie Throop and Jim Bell, for allowing us to include them in the photo.

Of course, the photo would not have been what it is without the generosity of Bhagwan and Gail Mayer, who let us use their Packard Phaeton that is identical to the one FDR rode in to the Bonneville Power Administration's Bonneville Dam dedication in 1933. In fact, Bill Murray rode in it at the 75-year re-enactment from the Governor's Hotel to the dam.

We also want to thank Sarah Rossi, our communications and executive coordinator, and the folks at Ruralite for putting the calendar together for us.

You will notice one small change in this year's and future calendars. We have made the calendar slightly smaller to reduce costs. We were able to significantly reduce costs by going with the standard size rather than printing a larger one.

With my first year at the helm of Clatskanie People's Utility District now completed, I would like to express my sincere appreciation and gratitude to the PUD staff and board for all of the dedication, hard work and support. They have been a pleasure to serve with as we go about the business of providing reliable power to you, our customers. While it has been a challenging year, together we have been able to work through it and have the utility on stable financial ground with a bright future.


We have included our most recent audited financials inside for your information. Our residential rates remain the lowest in the state and among the lowest in the nation while providing safe, reliable power. The PUD also won safety and communications awards this past year.

We all are proud to be your people's utility district and will continue to provide a high level of service in all aspects of our organization. We thank you for your support and confidence in us and wish all of you a safe, warm and happy new year!

Sincerely,

W. Marc Farmer, General Manager

Board of Directors



Don Hooper

President

Subdivision 4

North and south of Delena and the Alston area



Bob Wiggins

Vice President

Subdivision 1

North Clatskanie, Marshland, Westport and all areas west of Clatskanie



Merle Gillespie

Treasurer

Subdivision 2

Precincts One, Two and Three of the city of Clatskanie



Janet Willey

Secretary

Subdivision 3

Quincy, Mayger, Clatskanie Heights, Swedetown and South Clatskanie



Stephen D. Petersen

Director

Subdivision 5

Precincts One and Two of the city of Rainier

AUDITED FINANCIAL DATA 2013

MISSION STATEMENT

To be the Pacific Northwest's leading public power innovator.

VISION STATEMENT

Creating economic advantage for our communities by providing the best energy value for all of our customer-owners.

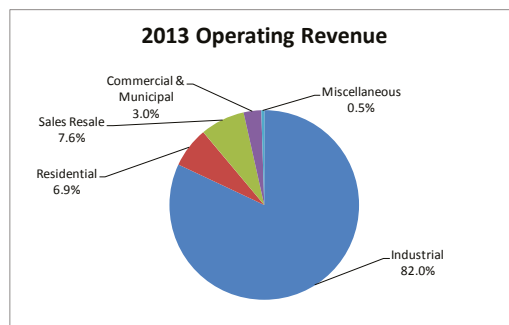
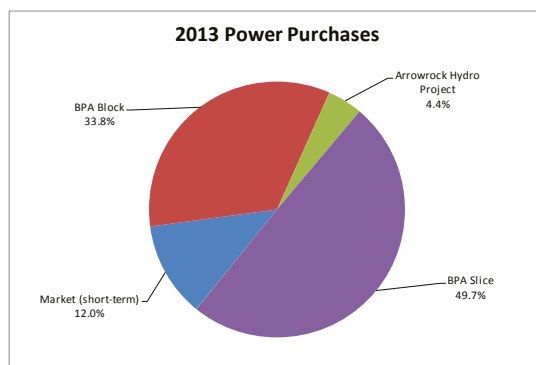
WHO ARE WE?

Clatskanie People's Utility District is a political subdivision of the state of Oregon and is overseen by a five-member board of directors. Clatskanie PUD customers elect the board, which represents the five subdivisions in the district's territory. The board appoints a general manager to be the CEO for the district. The district was formed by a majority vote of the people in 1940 to obtain the benefits of reliable low-cost power for this area. The district's distribution system serves 275 square miles in Clatsop and Columbia counties, Oregon, including the cities of Clatskanie and Rainier and adjacent rural areas. Power supply requirements are met primarily from hydroelectric sources purchased under long-term contracts from the Bonneville Power Administration and the Arrowrock Hydroelectric Project, a gas turbine steam generator, and supplemented as needed with wholesale power trading purchases.

FINANCIAL SUMMARY AND ANALYSIS

During 2013, the district's gross operating revenues increased slightly in comparison with the prior year. Revenue increased by approximately \$502,000 (1.1 percent). The district's retail revenues—consisting of industrial, residential, commercial/municipal accounts—increased by approximately \$877,000 (4.45 percent). The primary factor in the retail revenue change was the increase in industrial sales revenue rates, while residential and commercial sales stayed flat. Throughout the year, sales for resale decreased by \$576,000 (14 percent). In comparing 2013 to 2012, the overall increase to revenue in 2013 was due substantially to the increased industrial sales revenues.

During 2013, 79.0283.5 percent of the district's power purchases were from BPA, 51.6449.7 percent provided under a variable "Slice of the System" product and 27.3833.8 percent under a fixed power block product. The District power supply included 15.1112 percent from short-term wholesale market and 5.874.4 percent from the Arrowrock Hydro Project. Under the Slice product, the district has the right to 0.72773 percent of the output of the Federal Columbia River Power System for the first



nine months and 0.72661 percent for the last three months of 2013. At historically minimum water conditions, this portion of the output, together with local generation, is sufficient to serve retail load within the district.

As of year-end, the district had approximately \$72.4 million of plant-in-service. Net additions to utility plant consisted primarily of additions to the distribution system of approximately \$3.2 million and a net decrease in general plant of \$429,000 due to the sale of the district's old headquarters. This represented an overall increase in net plant of approximately \$2.8 million more than 2012. Utility plant net of accumulated depreciation was \$48.8 million. Capital construction in 2013 was provided through a \$2 million advance on the district's line of credit and cash from operations.

Retail sales—Retail sales totaled approximately 936,100 megawatt-hours in 2013. Most retail sales were provided to serve industrial loads.

Rates and economic outlook—Effective October 2009, the district's retail electric rates increased. The rates changed due to the increased cost of power obtained under long-term contract. The district mitigated the increase, in whole, with a transfer of deferred income from the rate stabilization fund through a power supply benefit. The offset of the rate increase by the power supply benefit was removed in April 2011. In 2011, the district offered Georgia Pacific a variable rate in which the kilowatt-hour charge varies from month to month, depending on the power supply costs to the district. In October 2013, the BPA increased the district's power rates and transmission rates, and the district increased rates by about 4.5 percent effective October 1, 2013, to cover the BPA cost increase. Again in 2012, the BPA increased rates and the district increased rates effective October 1, 2013.

The hydro generation that the district receives across the year from the Slice and Arrowrock agreements depends on the precipitation in the applicable Northwest river basins. The amount and timing of the runoff affect the size and value of surplus generation the district has to sell. Most surplus sales go to an industrial customer outside our service area with a contract price based on the district's cost, which means the district's revenues are less dependent on wholesale spot market prices than many other hydro-based utilities in the Northwest. However, the district's financial performance still depends, in part, on surplus energy sales to cover expenses.

The price of power acquired through the Slice product is set at 0.72773 percent of the cost incurred by BPA for operation of the FCRPS. To the extent water conditions are above historical minimum flows, the cost per megawatt-hour of Slice power decreases.

Since 1998, the district's customers (excluding contract and extended industrial customers) have received a direct benefit from the local cogeneration project hosted at Georgia Pacific, Wauna Paper Mill, owned by the district and Eugene Water and Electric Board as Western Generation Agency. Historically, the cogeneration benefit has ranged between \$2 and \$6 per 1,000 kWh. At times, the district has suspended the benefit. During the first half of 2012, the rate credit was \$3 per 1,000 kWh level and increased to \$4 per 1,000 kWh in June 2012. In September 2013, the rate credit decreased to \$2 per 1,000 kWh.

The cogeneration benefit is the net revenue from the WGA cogeneration project, which generates electricity from steam that is used in manufacturing paper products.

STATEMENT OF INCOME

AS OF DECEMBER 31, 2013 AND 2012

CLATSKANIE PEOPLE'S UTILITY DISTRICT STATEMENTS OF REVENUES, EXPENSES, AND CHANGES IN NET POSITION AS OF DECEMBER 31, 2013 and 2012

	Current Month	Current YTD	Prior YTD	YTD Difference
OPERATING REVENUES				
<i>RETAIL REVENUE</i>				
Residential	\$ 649,034.31	\$ 3,437,528.10	\$ 3,429,372.02	\$ 8,156.08
General Service	194,966.47	1,361,669.68	1,336,432.39	25,237.29
Industrial	2,523,720.48	30,873,883.40	30,385,376.00	488,507.40
Extended Industrial	630,445.00	7,134,274.00	6,781,310.00	352,964.00
Street Lights & Security Lighting	8,430.16	98,531.16	95,831.47	2,699.69
RETAIL REVENUE	4,006,596.42	42,905,886.34	42,028,321.88	877,564.46
CRC / EEI Deemed Savings Credit	2,106.62	777,138.61	1,552,860.68	(775,722.07)
Customer Fees & Other Misc Income	12,920.60	273,869.69	188,454.15	85,415.54
Cogen Allowance	(23,978.42)	(325,548.06)	(339,880.15)	14,332.09
RETAIL REVENUE ADJUSTMENTS	(8,951.20)	725,460.24	1,401,434.68	(675,974.44)
TOTAL ADJUSTED RETAIL REVENUE	3,997,645.22	43,631,346.58	43,426,887.56	204,459.02
<i>WHOLESALE REVENUE</i>				
Short Term Wholesale Power Revenue	131,293.86	3,300,933.66	3,885,683.70	(584,750.04)
Transmission Revenue	18,262.50	240,437.50	231,513.50	8,924.00
TOTAL WHOLESALE REVENUE	149,556.36	3,541,371.16	4,117,197.20	(575,826.04)
TOTAL OPERATING REVENUE	4,147,201.58	47,172,717.74	47,544,084.76	(371,367.02)
OPERATING EXPENSES				
Generation	575.00	20,790.91	23,180.85	(2,389.94)
Purchased Power	2,628,102.00	30,897,005.62	30,478,229.68	418,775.94
Transmission Purchased	320,758.00	3,700,017.50	3,523,377.50	176,640.00
Power Operations	69,071.89	767,486.16	614,532.69	152,953.47
Distribution Operations	52,572.58	590,920.70	643,364.73	(52,444.03)
Distribution Maintenance	138,384.96	1,441,369.26	1,063,592.56	377,776.70
Customer Account, Assistance & Collect.	68,062.11	580,669.66	603,438.13	(22,768.47)
Energy Services	13,532.03	618,123.49	1,602,797.06	(984,673.57)
Administrative & General	378,149.55	3,640,756.02	3,514,880.72	125,875.30
Depreciation - General	226,345.35	2,710,105.15	2,566,643.22	143,461.93
Depreciation - Generation	28,676.68	344,120.47	344,120.46	0.01
Taxes - General	86,747.70	865,996.94	776,772.52	89,224.42
Taxes - Generation	4,610.11	55,753.05	56,620.92	(867.87)
Rainier Plant Amortization	5,749.92	68,999.04	68,999.04	-
TOTAL OPERATING EXPENSES	4,021,337.88	46,302,113.97	45,880,550.08	421,563.89
INCOME FROM OPERATIONS	125,863.70	870,603.77	1,663,534.68	(792,930.91)
OTHER INCOME / (EXPENSE)				
Interest Income	14,541.73	130,609.98	52,233.19	78,376.79
Interest Expense and Related Amortization	(53,246.39)	(770,866.07)	(804,895.30)	34,029.23
TOTAL OTHER EXPENSE	(38,704.66)	(640,256.09)	(752,662.11)	112,406.02
INCOME BEFORE JV CHANGE	87,159.04	230,347.68	910,872.57	(680,524.89)
CHANGE IN NET ASSETS - Joint Venture				
Income (Loss)-Western Generation Agency	(2,240,593.59)	(2,240,593.59)	1,323,982.49	(3,564,576.08)
CHANGE IN NET POSITION	\$ (2,153,434.55)	\$ (2,010,245.91)	\$ 2,237,724.06	\$ (4,247,969.97)

BALANCE SHEET

DECEMBER 31, 2013 AND 2012

CLATSKANIE PEOPLE'S UTILITY DISTRICT STATEMENTS OF NET POSITION DECEMBER 31, 2013 and 2012

	Current Year	Prior Year	Difference
ASSETS			
<i>CURRENT ASSETS</i>			
Cash	\$ 3,408,189.37	\$ 4,340,341.28	\$ (932,151.91)
Accounts Receivable (net)	4,042,407.98	3,719,323.04	323,084.94
Inventory	600,083.46	847,929.37	(247,845.91)
Stores	94,285.40	276,331.52	(182,046.12)
Prepaid Expenses	364,753.97	410,063.19	(45,309.22)
Deferred Debit for Purchased Power	573,087.31	192,475.46	380,611.85
Deferred Debit for Engineering & Vehicle Clearance	86,590.61	365,032.79	(278,442.18)
TOTAL CURRENT ASSETS	9,170,398.10	10,151,496.65	(981,098.55)
<i>UTILITY PLANT</i>			
Land & Organizational Costs	2,195,971.78	2,235,495.38	(39,523.60)
Gas Turbine Generator	6,745,268.49	6,745,268.49	-
Distribution System	45,734,358.16	42,502,307.26	3,232,050.90
Office & Warehouse Complex	9,197,413.56	9,894,230.37	(696,816.81)
Equipment	8,490,518.41	8,183,198.46	307,319.95
TOTAL UTILITY PLANT IN SERVICE	72,363,530.40	69,560,499.96	2,803,030.44
Accumulated Depreciation	(23,970,043.80)	(21,684,793.48)	(2,285,250.32)
NET UTILITY PLANT IN SERVICE	48,393,486.60	47,875,706.48	517,780.12
Construction in Progress	179,203.32	921,880.80	(742,677.48)
Rainier Plant Acquisition	155,247.48	224,246.52	(68,999.04)
NET UTILITY PLANT	48,727,937.40	49,021,833.80	(293,896.40)
OTHER ASSETS			
Investment in Western Generation Agency	(1,599,338.16)	841,255.43	(2,440,593.59)
Prepayments to Arrowrock	5,263,297.81	2,734,873.26	2,528,424.55
Bond Debt Service Reserves - Restricted	1,473,927.52	1,473,927.52	-
TOTAL OTHER ASSETS	5,137,887.17	5,050,056.21	87,830.96
TOTAL ASSETS	\$ 63,036,222.67	\$ 64,223,386.66	\$ (1,187,163.99)
LIABILITIES & NET POSITION			
<i>CURRENT LIABILITIES</i>			
Accounts Payable & Accrued Liabilities	\$ 3,275,712.49	\$ 3,679,064.40	\$ (403,351.91)
Customer Deposits	46,495.89	44,905.00	1,590.89
Liability Reserve	625,689.97	593,805.11	31,884.86
Accrued Interest Payable	54,310.63	56,943.96	(2,633.33)
Current Portion of Bonds Payable	820,000.00	790,000.00	30,000.00
TOTAL CURRENT LIABILITIES	4,822,208.98	5,164,718.47	(342,509.49)
<i>OTHER LIABILITIES</i>			
Lease Payable, Long-term	4,506.12	6,331.88	(1,825.76)
Deferred Credits for Wholesale Purchase Power	4,630,139.87	4,630,139.87	-
TOTAL OTHER LIABILITIES	4,634,645.99	4,636,471.75	(1,825.76)
<i>LONG-TERM DEBT</i>			
Revolving Line of Credit	6,000,000.00	4,000,000.00	2,000,000.00
Bonds - Series A and B, Net of Current Portion	14,554,496.50	15,387,267.38	(832,770.88)
TOTAL LONG-TERM DEBT	20,554,496.50	19,387,267.38	1,167,229.12
<i>NET POSITION</i>			
Retained Earnings	35,035,117.11	32,797,205.00	2,237,912.11
Net Income - Current Period	(2,010,245.91)	2,237,724.06	(4,247,969.97)
TOTAL NET POSITION	33,024,871.20	35,034,929.06	(2,010,057.86)
TOTAL LIABILITIES & NET POSITION	\$ 63,036,222.67	\$ 64,223,386.66	\$ (1,187,163.99)

2014 CLATSKANIE EMPLOYEE PHOTOS



1. Karen Nelson and Susan Prechtl at the annual safety awards dinner.
2. Lonnie Marcum and his kids enjoy a CPUD employee family event.
3. Michael Moravec and his son Jonathan work on a Take Your Kids to Work Day activity.
4. Jim Bell presents some of the IT tools used at the PUD during Take Your Kids to Work Day.
5. Melissa Korsmo shows her enthusiasm for our St. Patrick's Day Wellness Walk.
6. Our linemen help cut and deliver firewood to HOPE in Rainier to help local families.
7. Sparks fly during the safety trailer demonstration given by the Clatskanie PUD linemen.
8. Ramin Shulda and his wife, Nicole, at our annual safety awards dinner.
9. Jim Bell and Debbie Throop model the vintage car and clothes for our cover photo shoot.
10. John Dibble works to clear the sidewalks and parking lot for safety during a snow storm.
11. Group photo of some of the participants in our St. Patrick's Day Wellness Walk.
12. Award-winning parade entry from Clatskanie PUD & the Tornadoes Team (Clatskanie Heritage Days & Rainier Days in the Park).
13. Marc Farmer and his wife, Julie, at the annual years of service and safety awards dinner.
14. Group photo of employees and kids at the Clatskanie PUD Take Your Kids to Work Day.
15. Safety demonstration trailer presentation during Public Power Week.

8



9



11



12



14



10



13



15





1940s: One of the first Clatskanie
PUD trucks.

Courtesy of
Clatskanie PUD

January 2015

DECEMBER 2014							FEBRUARY 2015						
S	M	T	W	T	F	S	S	M	T	W	T	F	S
	1	2	3	4	5	6	1	2	3	4	5	6	7
7	8	9	10	11	12	13	8	9	10	11	12	13	14
14	15	16	17	18	19	20	15	16	17	18	19	20	21
21	22	23	24	25	26	27	22	23	24	25	26	27	28
28	29	30	31										

**CLATSKANIE PEOPLE'S
UTILITY DISTRICT**
Office/Outage: (503) 728-2163
Payment by Phone: (855) 430-0765
www.clatskaniepud.com

SUNDAY	MONDAY	TUESDAY	WEDNESDAY	THURSDAY	FRIDAY	SATURDAY
				1 New Year's Day Office Closed	2	3
4 ○ Full Moon	5	6	7	8	9	10
11	12	13 ☾ Last Quarter	14	15	16	17
18	19 Martin Luther King Jr. Day Office Closed	20 ● New Moon	21	22	23	24
25	26 ☾ First Quarter	27	28	29	30	31



1941: Clatskanie High School several years before it burned down. It was rebuilt in the same location and later became the middle school (now owned by the Port of St. Helens).

Courtesy of
Clatskanie Historical Society

February 2015

**CLATSKANIE PEOPLE'S
UTILITY DISTRICT**
Office/Outage: (503) 728-2163
Payment by Phone: (855) 430-0765
www.clatskaniepud.com

JANUARY 2015							MARCH 2015						
S	M	T	W	T	F	S	S	M	T	W	T	F	S
				1	2	3	1	2	3	4	5	6	7
4	5	6	7	8	9	10	8	9	10	11	12	13	14
11	12	13	14	15	16	17	15	16	17	18	19	20	21
18	19	20	21	22	23	24	22	23	24	25	26	27	28
25	26	27	28	29	30	31	29	30	31				

SUNDAY	MONDAY	TUESDAY	WEDNESDAY	THURSDAY	FRIDAY	SATURDAY
1	2	3	4	5 ○ Full Moon	6	7
8	9	10	11 ☾ Last Quarter	12	13	14 Valentine's Day
15	16 Presidents Day Office Closed	17	18 ● New Moon	19	20	21
22	23	24	25 ☾ First Quarter	26	27	28



1930s: Ferry Service from Rainier,
Oregon to Longview, Washington
before the bridge was built.


Courtesy of
Rainier City Library

March 2015

**CLATSKANIE PEOPLE'S
UTILITY DISTRICT**
Office/Outage: (503) 728-2163
Payment by Phone: (855) 430-0765
www.clatskaniepud.com

FEBRUARY 2015							APRIL 2015						
S	M	T	W	T	F	S	S	M	T	W	T	F	S
1	2	3	4	5	6	7	1	2	3	4			
8	9	10	11	12	13	14	5	6	7	8	9	10	11
15	16	17	18	19	20	21	12	13	14	15	16	17	18
22	23	24	25	26	27	28	19	20	21	22	23	24	25
							26	27	28	29	30		

SUNDAY	MONDAY	TUESDAY	WEDNESDAY	THURSDAY	FRIDAY	SATURDAY
1	2	3	4	5 ○ Full Moon	6	7
8 Daylight Saving Time Begins	9	10	11	12	13 ☾ Last Quarter	14
15	16	17 St. Patrick's Day	18	19	20 ☀ First Day of Spring	21
22	23	24	25	26	27 ● New Moon	28
29	30	31			☾ First Quarter	



1940s: A still to extract the peppermint oil for chewing gum for the troops during World War II. ●


Courtesy of Clatskanie Historical Society

April 2015

MARCH 2015							MAY 2015							
S	M	T	W	T	F	S	S	M	T	W	T	F	S	
1	2	3	4	5	6	7							1	2
8	9	10	11	12	13	14	3	4	5	6	7	8	9	
15	16	17	18	19	20	21	10	11	12	13	14	15	16	
22	23	24	25	26	27	28	17	18	19	20	21	22	23	
29	30	31					24	25	26	27	28	29	30	
													31	

**CLATSKANIE PEOPLE'S
UTILITY DISTRICT**
 Office/Outage: (503) 728-2163
 Payment by Phone: (855) 430-0765
www.clatskaniepud.com

SUNDAY	MONDAY	TUESDAY	WEDNESDAY	THURSDAY	FRIDAY	SATURDAY
			1	2	3 Good Friday	4 ○ Full Moon
5 Easter	6	7	8	9	10	11 ☾ Last Quarter
12	13	14	15	16	17	18 ● New Moon
19	20	21	22 Earth Day	23	24	25 ☾ First Quarter
26	27	28	29	30		



1945: Clarence Korsmo and Bill Kelty churn and pack butter at the Lower Columbia Cooperative Dairy Association in Clatskanie.


Courtesy of
Marguerite Ogden

May 2015

**CLATSKANIE PEOPLE'S
UTILITY DISTRICT**
Office/Outage: (503) 728-2163
Payment by Phone: (855) 430-0765
www.clatskaniepud.com

APRIL 2015							JUNE 2015								
S	M	T	W	T	F	S	S	M	T	W	T	F	S		
				1	2	3	4			1	2	3	4	5	6
5	6	7	8	9	10	11	7	8	9	10	11	12	13		
12	13	14	15	16	17	18	14	15	16	17	18	19	20		
19	20	21	22	23	24	25	21	22	23	24	25	26	27		
26	27	28	29	30			28	29	30						

SUNDAY	MONDAY	TUESDAY	WEDNESDAY	THURSDAY	FRIDAY	SATURDAY
					1	2
3	4	5	6	7	8	9
○ Full Moon						
10 Mother's Day	11	12	13	14	15	16 Armed Forces Day
	⋈ Last Quarter					
17	18	19	20	21	22	23
● New Moon						
24	25 Memorial Day Office Closed	26	27	28	29	30
31	☾ First Quarter					



1948: U.S. Navy personnel, pictured here on the Clatskanie River near the Nehalem Street bridge, were called in to help fight the flood in June 1948.

Courtesy of
Clatskanie Historical Society

June 2015

MAY 2015							JULY 2015						
S	M	T	W	T	F	S	S	M	T	W	T	F	S
					1	2				1	2	3	4
3	4	5	6	7	8	9	5	6	7	8	9	10	11
10	11	12	13	14	15	16	12	13	14	15	16	17	18
17	18	19	20	21	22	23	19	20	21	22	23	24	25
24	25	26	27	28	29	30	26	27	28	29	30	31	
31													

**CLATSKANIE PEOPLE'S
UTILITY DISTRICT**
Office/Outage: (503) 728-2163
Payment by Phone: (855) 430-0765
www.clatskaniepud.com

SUNDAY	MONDAY	TUESDAY	WEDNESDAY	THURSDAY	FRIDAY	SATURDAY
	1	2 ○ Full Moon	3	4	5	6
7	8	9 ☾ Last Quarter	10	11	12	13
14 Flag Day	15	16 ● New Moon	17	18	19	20
21 Father's Day First Day of Summer	22	23	24 ☽ First Quarter	25	26	27
28	29	30				



1955: Edna Bradley (center front), a lifelong Clatskanie resident, was installed as president of the Rebekah Assembly of Oregon. She is surrounded by other members of Clatskanie's LaFrance Rebekah Lodge.

Courtesy of
Clatskanie Historical Society

July 2015

JUNE 2015							AUGUST 2015						
S	M	T	W	T	F	S	S	M	T	W	T	F	S
	1	2	3	4	5	6							1
7	8	9	10	11	12	13	2	3	4	5	6	7	8
14	15	16	17	18	19	20	9	10	11	12	13	14	15
21	22	23	24	25	26	27	16	17	18	19	20	21	22
28	29	30					23	24	25	26	27	28	29
							30	31					

**CLATSKANIE PEOPLE'S
UTILITY DISTRICT**
Office/Outage: (503) 728-2163
Payment by Phone: (855) 430-0765
www.clatskaniepud.com

SUNDAY	MONDAY	TUESDAY	WEDNESDAY	THURSDAY	FRIDAY	SATURDAY
			1 ○ Full Moon	2	3 4th of July observed Office Closed	4 Independence Day
5	6	7	8 ☾ Last Quarter	9	10	11
12	13	14	15 ● New Moon	16	17	18
19	20	21	22	23 ☾ First Quarter	24	25
26	27	28	29	30	31 ○ Full Moon	



1959: A Change of Command ceremony at
the Beaver Army Depot, now
Port Westward.

Courtesy of
Clatskanie Historical Society

August 2015

JULY 2015							SEPTEMBER 2015									
S	M	T	W	T	F	S	S	M	T	W	T	F	S			
				1	2	3	4					1	2	3	4	5
5	6	7	8	9	10	11	6	7	8	9	10	11	12			
12	13	14	15	16	17	18	13	14	15	16	17	18	19			
19	20	21	22	23	24	25	20	21	22	23	24	25	26			
26	27	28	29	30	31		27	28	29	30						

**CLATSKANIE PEOPLE'S
UTILITY DISTRICT**
 Office/Outage: (503) 728-2163
 Payment by Phone: (855) 430-0765
www.clatskaniepud.com

SUNDAY	MONDAY	TUESDAY	WEDNESDAY	THURSDAY	FRIDAY	SATURDAY
						1
2	3	4	5	6 ☾ Last Quarter	7	8
9	10	11	12	13	14 ● New Moon	15
16	17	18	19	20	21	22 ☾ First Quarter
23 30	24 31	25	26	27	28	29 ○ Full Moon



Early 1950s: Spokane, Portland
and Seattle Railway train in
downtown Rainier.


Courtesy of
Cliff West

September 2015

AUGUST 2015							OCTOBER 2015							
S	M	T	W	T	F	S	S	M	T	W	T	F	S	
						1						1	2	3
2	3	4	5	6	7	8	4	5	6	7	8	9	10	
9	10	11	12	13	14	15	11	12	13	14	15	16	17	
16	17	18	19	20	21	22	18	19	20	21	22	23	24	
23	24	25	26	27	28	29	25	26	27	28	29	30	31	
30	31													

**CLATSKANIE PEOPLE'S
UTILITY DISTRICT**
Office/Outage: (503) 728-2163
Payment by Phone: (855) 430-0765
www.clatskaniepud.com

SUNDAY	MONDAY	TUESDAY	WEDNESDAY	THURSDAY	FRIDAY	SATURDAY
		1	2	3	4	5 ☾ Last Quarter
6	7 Labor Day Office Closed	8	9	10	11	12 ● New Moon
13	14 Rosh Hashanah	15	16	17	18	19
20	21 ☾ First Quarter	22	23 First Day of Autumn Yom Kippur	24	25	26
27 ○ Full Moon	28	29	30			



Circa 1960: An aerial view of
downtown Clatskanie.

Courtesy of
Clatskanie Historical Society


Boersig
INCORPORATED

October 2015

**CLATSKANIE PEOPLE'S
UTILITY DISTRICT**
Office/Outage: (503) 728-2163
Payment by Phone: (855) 430-0765
www.clatskaniepud.com

SEPTEMBER 2015							NOVEMBER 2015						
S	M	T	W	T	F	S	S	M	T	W	T	F	S
		1	2	3	4	5	1	2	3	4	5	6	7
6	7	8	9	10	11	12	8	9	10	11	12	13	14
13	14	15	16	17	18	19	15	16	17	18	19	20	21
20	21	22	23	24	25	26	22	23	24	25	26	27	28
27	28	29	30				29	30					

SUNDAY	MONDAY	TUESDAY	WEDNESDAY	THURSDAY	FRIDAY	SATURDAY
				1	2	3
4 Public Power Week ☾ Last Quarter	5	6	7	8	9	10
11	12 Columbus Day ● New Moon	13	14	15	16	17
18	19	20 ☾ First Quarter	21	22	23	24
25	26	27 ○ Full Moon	28	29	30	31 Halloween



1950s: The Point Adams commercial fishing dock near Clatskanie. Fishing was a major industry in Northwest Oregon for many decades.

Courtesy of
Clatskanie Historical Society

November 2015

OCTOBER 2015							DECEMBER 2015						
S	M	T	W	T	F	S	S	M	T	W	T	F	S
				1	2	3			1	2	3	4	5
4	5	6	7	8	9	10	6	7	8	9	10	11	12
11	12	13	14	15	16	17	13	14	15	16	17	18	19
18	19	20	21	22	23	24	20	21	22	23	24	25	26
25	26	27	28	29	30	31	27	28	29	30	31		

**CLATSKANIE PEOPLE'S
UTILITY DISTRICT**
 Office/Outage: (503) 728-2163
 Payment by Phone: (855) 430-0765
www.clatskaniepud.com

SUNDAY	MONDAY	TUESDAY	WEDNESDAY	THURSDAY	FRIDAY	SATURDAY
1 Daylight Saving Time Ends	2	3 Election Day ☾ Last Quarter	4	5	6	7
8	9	10	11 Veterans Day Office Closed ● New Moon	12	13	14
15	16	17	18 ☾ First Quarter	19	20	21
22	23	24	25 ○ Full Moon	26 Thanksgiving Day Office Closed	27 Office Closed	28
29	30					



1930s: Inside the Rainier Safeway;
see how much candy you could get
for a nickel in the 1930s!

Courtesy of
Rainier City Library

December 2015

NOVEMBER 2015							JANUARY 2016						
S	M	T	W	T	F	S	S	M	T	W	T	F	S
1	2	3	4	5	6	7						1	2
8	9	10	11	12	13	14	3	4	5	6	7	8	9
15	16	17	18	19	20	21	10	11	12	13	14	15	16
22	23	24	25	26	27	28	17	18	19	20	21	22	23
29	30						24	25	26	27	28	29	30
							31						

**CLATSKANIE PEOPLE'S
UTILITY DISTRICT**
Office/Outage: (503) 728-2163
Payment by Phone: (855) 430-0765
www.clatskaniepud.com

SUNDAY	MONDAY	TUESDAY	WEDNESDAY	THURSDAY	FRIDAY	SATURDAY
		1	2 ☾ Last Quarter	3	4	5
6	7 Pearl Harbor Remembrance Day Hanukkah Begins	8	9	10	11 ● New Moon	12
13	14 Hanukkah Ends	15	16	17	18 ☾ First Quarter	19
20	21	22 First Day of Winter	23	24 Christmas Eve Office Closed	25 Christmas Day Office Closed	26
27	28	29	30	31 New Year's Eve	○ Full Moon	



495 E. COLUMBIA RIVER HWY • PO BOX 216 • CLATSKANIE, OR 97016

WWW.CLATSKANIEPUD.COM • (503) 728-2163